

# *REPORT ON*

## **2019 FREE MEDICAL MISSION TO 5 LGAs OF ORON NATION, AKWA IBOM STATE, NIGERIA**



*Submitted to*



**Oron Development Union (ODU) USA, Inc.**

*by*

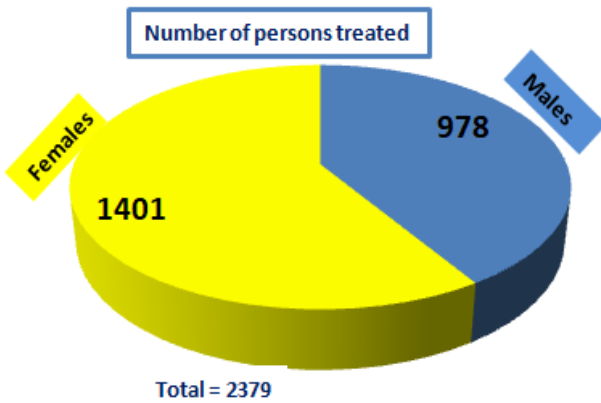


**Antof Rural Resource Development Centre**

## ACRONYMS

ARRDEC	-	Antof Rural Resource Development Centre
eMTCT	-	Elimination of Mother-to-Child Transmission of HIV
HIV	-	Human Immunodeficiency Virus
HTS	-	HIV Testing Services
LGA	-	Local Government Area
NACA	-	National Agency for the Control of AIDS
NAIIS	-	Nigeria AIDS Indicator and Impact Survey
ODU	-	Oron Development Union
PHC	-	Primary Healthcare Centre
PTB	-	Presumptive Tuberculosis
STI	-	Sexually Transmitted Infections
TB	-	Tuberculosis

# INFOGRAPHIC OVERVIEW OF ODU USA, INC. – SPONSORED 2019 FREE MEDICAL OUTREACH IN AKWA IBOM STATE



**Number of persons treated in each LGA**

LGA/Date	Females	Males	Total
Ebigha, Mbo 07/01/2019	285	182	467
Odi-Oro, Okobo 08/01/2019	218	181	399
Edikor, Udung Uko 09/01/2019	247	205	452
Ubodung, Urue Offong/orko 10/01/2019	224	197	421
Uya-Oro, Oron 11/01/2019	427	213	640



## Therapeutic Services were given for

Visual Disorders	Respiratory Disorders	Diabetes
Febrile Illnesses	Allergies	Diabetes
Arthritis	Skin Disorders	No Specific Disorders
Gastrointestinal Disorders	Hypertension	

**Malaria Test**

191 persons screened for malaria: 94 females and 97 males



706 persons received EYE CARE

**BLOOD SUGAR LEVEL**



HIV Testing Services (HTS) received by 610 clients

56 HIV positive clients: 32 females; 24 males

## TB Screening



**TOTAL = 204**

## COST OF MEDICAL OUTREACH

Contributed by:



## TABLE OF CONTENT

<b>Executive Summary</b>	-	<b>4</b>
<b>1.0 Day One – Medical Mission in Ebughu, Mbo LGA</b>	-	<b>6</b>
<i>1.1 Diagnostic Services in Ebughu, Mbo LGA</i>	-	<i>6</i>
<i>1.2 Eye Care Services in Ebughu, Mbo LGA</i>	-	<i>8</i>
<b>2.0 Day Two – Medical Mission in Oti-Oro, Okobo LGA</b>	-	<b>8</b>
<i>2.1 Diagnostic Services in Oti-Oro, Okobo LGA</i>	-	<i>9</i>
<i>2.2 Eye Care Services in Oti-Oro, Okobo LGA</i>	-	<i>10</i>
<b>3.0 Day Three – Medical Mission in Edikor, Udung Uko LGA</b>	-	<b>11</b>
<i>3.1 Diagnostic Services in Edikor, Udung Uko LGA</i>	-	<i>11</i>
<i>3.2 Eye Care Services in Edikor, Udung Uko LGA</i>	-	<i>13</i>
<b>4.0 Day Four– Medical Mission in Ubodung, Urue Offong/Oruko LGA</b>	-	<b>13</b>
<i>4.1 Diagnostic Services in Ubodung, Urue Offong/Oruko LGA</i>	-	<i>14</i>
<i>4.2 Eye Care Services in Ubodung, Urue Offong/Oruko LGA</i>	-	<i>15</i>
<b>5.0 Day Five– Medical Mission in Uya-Oro, Oron LGA</b>	-	<b>16</b>
<i>5.1 Diagnostic Services in Uya-Oro, Oron LGA</i>	-	<i>17</i>
<i>5.2 Eye Care Services in Uya-Oro, Oron LGA</i>	-	<i>18</i>
<b>6.0 Overview of Data</b>	-	<b>19</b>
<b>7.0 Financial Report</b>	-	<b>21</b>
<b>8.0 Conclusion and Recommendations</b>	-	<b>22</b>

## EXECUTIVE SUMMARY

The 2019 Free Medical Outreaches to the five Local Government Areas (LGAs) of Oron Nation were sponsored by Oron Development Union (ODU) USA, Inc. The ODU USA, Inc. Medical Mission Committee led by its Chairman, Dr. Ini Uko joined Antof Rural Resource Development Centre (ARRDEC) for the implementation of the Outreaches. Again, the 2019 Medical Outreach was a huge success.

From January 07 – 11, 2019, a total of **Two Thousand and Three Hundred and Seventy-Nine (2379) persons comprised of Nine Hundred and Seventy-Eight (978) males and One Thousand Four Hundred and One (1401) females** received free health care services at the Medical Outreaches implemented in Ebughu community of Mbo LGA (467 persons), Oti-Oro community of Okobo LGA (399 persons), Edikor LGA of Udung Uko LGA (452 persons), Ubodung community of Urue Offong/Oruko LGA (421 persons) and Uya Oro community of Oron LGA (640 persons). The beneficiaries received free treatment for various ailments ranging from malaria, high blood pressure, skin disorders, respiratory disorders, diabetes, typhoid, gastro-intestinal disorders, Sexually Transmitted Infections (STIs) to other non-specific disorders. A total of seven hundred and six (706) persons, also received free eyecare services. The free Outreaches were both diagnostic and therapeutic. Diagnostic services received by beneficiaries included **Malaria screening, Random Blood Sugar test, Tuberculosis screening and HIV Testing Services (HTS). In morbidity distribution, visual disorders and respiratory system disorders were the most presented.**

A total of 610 persons comprised of 234 males and 376 females received HTS out of which 56 (24 males, 32 females) tested positive and were referred to relevant proximal health facilities in each LGA for follow up treatment. There were 28 new infections among those screened for HIV. 191 persons; 97 males and 94 females were screened for malaria across the benefiting communities. 204 persons disaggregated into 72 males and 132 females were screened for Tuberculosis of which 13 (5 males, 8 males) had Presumptive Tuberculosis (PTB) while 87 persons comprised of 42 males and 45 females, received blood sugar test.

Notably, slight restructuring of flow of activities of the 2019 Free Medical Outreaches yielded much result as the Outreach team was able to attend to most of the community members who participated in the outreaches. In previous Free Medical Outreaches, the Pharmacy Unit was visited last by beneficiaries while in the 2019 Medical Outreaches, both the Eye Unit and the Pharmacy Unit simultaneously served as the last Unit visited by the beneficiaries. The restructuring in the flow of activities also helped immensely in managing and adequately attending to the massive turn out of beneficiaries in Uya Oro, Oron LGA on Friday, January 11, 2019 which was the last day of the Medical Outreaches.

**Seven Million and Two Hundred Thousand (N7,200,00)** Naira was released by ODU USA, Inc. for the implementation of the Medical Outreaches. In addition, ARRDEC contributed One Million and Four Hundred and Eighty-Six Thousand and Four Hundred Naira (N1,486,400). Hon. Felicia Bassey and Hon. Nse Bassey also gave Two Hundred Thousand Naira (N200,000) and Hundred Thousand Naira (N100,000) respectively.

Arising from the findings in the 2019 Medical Mission and also premised on the 2019 Nigerian AIDS Indicator and Impact Survey (NAIIS) which reported Akwa Ibom State has 5.5% HIV Prevalence rate which is the highest in Nigeria, it is highly necessary to expand Tuberculosis screening and referrals in subsequent Free Medical Outreaches.


The Medical Outreaches were implemented by 44 multi-discipline volunteers comprised of 5 Doctors, 6 Pharmacists, 3 Optometrists, 1 Laboratory Scientist, 2 Counsellors/Testers, 9 Nurses, 7 Pharmacy Assistants, 6 Ushers, 5 Recorders and ARRDEC officials. Also, members of ODU USA, Inc. actively supported in the implementation of the Medical Outreaches, the members were; Mr Victor Johnson, the President; Dr. Ini Uko, the Chairman of ODU USA Medical Mission Committee; Dr. Anwana Ntofon; Mr. Asuquo E. Anwana; Mrs Margeret Ukoh and Mr Eddy Otoyo Antai. The Deputy Speaker of Akwa Ibom State House of Assembly, Hon. Felicia Bassey and Member Federal House of Representatives, Hon. Nse Bassey and the leadership of the various host communities also supported Outreach Team during the implementation of the Outreaches.

2019 Free Medical Outreaches was rounded off with a Volunteers Get-Together which held on Friday, January 11, 2019.

---

**Dr. Ini Uko**

Chairman, Medical Mission Committee  
ODU USA, Inc.



**Mr. Utin Ntofon**

Chairman, Board of Trustees  
ARRDEC



## 1.0 DAY ONE – JANUARY 07, 2019: MEDICAL MISSION IN EBUGHU, MBO LGA

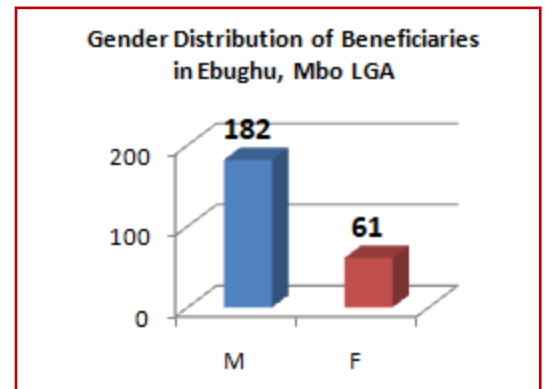


Screening of beneficiaries for vital signs

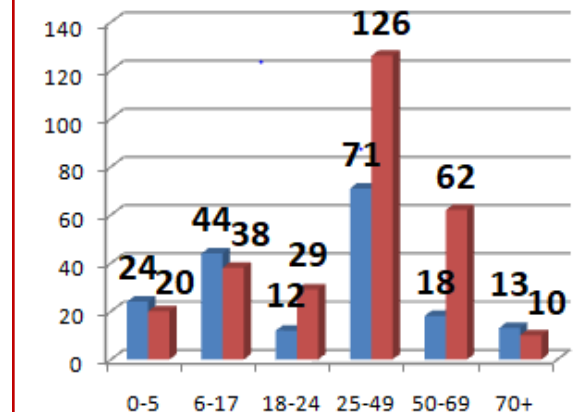
On Monday, January 07, 2019, four hundred and sixty-seven (467) persons comprised of one hundred and eighty-two (182) males and two hundred and eighty-five (285) females received free health services in Ebughu community, Mbo LGA. 76 persons also received eye care services.



Eye care at Ebughu, Mbo LGA



**Age Distribution of Beneficiaries in Ebughu, Mbo LGA**



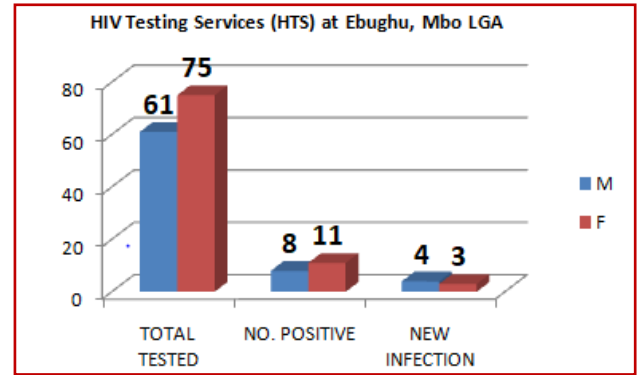
DAY ONE (07/01/2019)					
Age and Gender Distribution of Beneficiaries who were registered at Ebughu, Mbo LGA					
Age Range	Male		Female		Total
	Figure	%	Figure	%	
0-5	24	5	20	4	44
6-17	44	9	38	8	82
18-24	12	3	29	6	41
25-49	71	15	126	27	197
50-69	18	4	62	13	80
70+	13	3	10	2	23
<b>Total</b>	<b>182</b>	<b>39</b>	<b>285</b>	<b>61</b>	<b>467</b>

### 1.1 Diagnostic Services in Ebughu, Mbo LGA

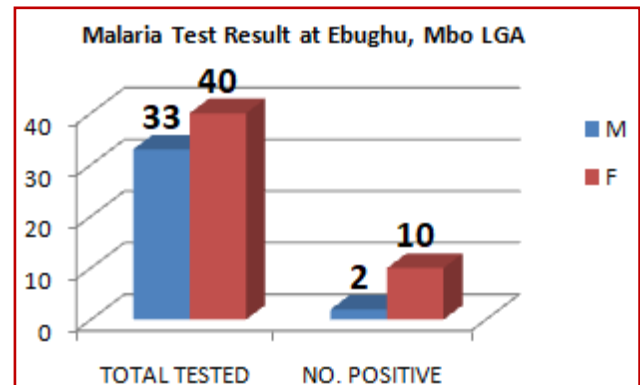
On HIV Testing Services, 136 persons (61 males, 75 females) were provided with this services out of which 19 persons (8 males and 11 females) tested positive and were referred to Ebughu Health Centre for follow up and treatment. There were 7 new infections (4 males, 3 females) among those who tested positive to HIV. 73 community members (33 males, 40 females) received malaria test and 12 persons (2 males, 10 females) reacted positively to the test. 20 persons (8 males, 12 females) received blood sugar test of which 2 persons (1 male, 1 female) showed high blood sugar level. Data on the various diagnostic services are represented in tables and charts below

## HIV Testing Services (HTS)

RESULT FOR HIV TESTING SERVICE (HTS) EBUGHU, MBO LGA							
Day/Date	Age (years)	Positive			Negative		
		M	F	Total	M	F	Total
Day 1 / 7/01/2019	0-5	0	0	0	0	0	0
	6-17	1	0	1	4	3	7
	18-24	0	0	0	7	18	25
	25-49	6	11	17	37	34	71
	50-69	1	0	1	4	8	12
	70+	0	0	0	2	0	2
Total		8	11	19	53	64	117

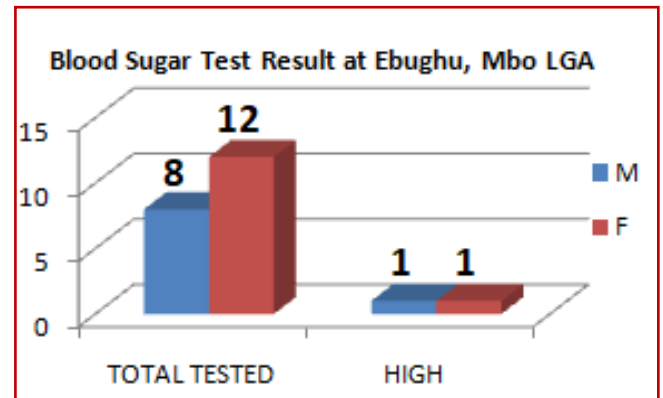


Distribution of HIV Positive Cases @ Ebughu, Mbo LGA							
Age Range	Male			Females			Total
	On drugs	On drugs but defaulted	New Infection	On drugs	On drugs but defaulted	New Infection	
0-5	0	0	0	0	0	0	0
6-17	0	0	1	0	0	0	1
18-24	0	0	0	0	0	0	0
25-49	1	0	3	4	2	3	13
50-69	1	0	0	0	0	0	1
70+	0	0	0	0	0	0	0
<b>Total</b>	<b>2</b>	<b>0</b>	<b>4</b>	<b>4</b>	<b>2</b>	<b>3</b>	<b>15</b>



## Malaria Test at Ebughu, Mbo LGA

MALARIA RESULT @ EBUGHU, MBO LGA							
Day/Date	Age (years)	Positive			Negative		
		M	F	Total	M	F	Total
Day one 7/01/2019	0-5	2	3	5	2	2	2
	6-17	0	2	2	2	1	3
	18-24	0	3	3	1	5	6
	25-49	0	1	1	21	17	38
	50-69	0	1	1	4	4	8
	70+	0	0	0	1	1	2
Totals		2	10	12	31	30	61



## Blood Sugar Test at Ebughu, Mbo LGA

RANDOM BLOOD SUGAR TEST RESULT @ EBUGHU, MBO LGA									
Age Range	Low			Normal			High		
	M	F	Total	M	F	Total	M	F	Total
0-5	0	0		0	0	0	0	0	0
6-17	0	0	0	0	0	0	0	0	0
18-24	0	0	0	0	0	0	0	0	0
25-49	0	0	0	2	5	7	1	0	1
50-69	0	0	0	2	4	6	0	1	1
70+	0	0	0	2	1	3	0	0	0
<b>Total</b>	<b>0</b>	<b>0</b>	<b>0</b>	<b>6</b>	<b>10</b>	<b>16</b>	<b>1</b>	<b>1</b>	<b>2</b>

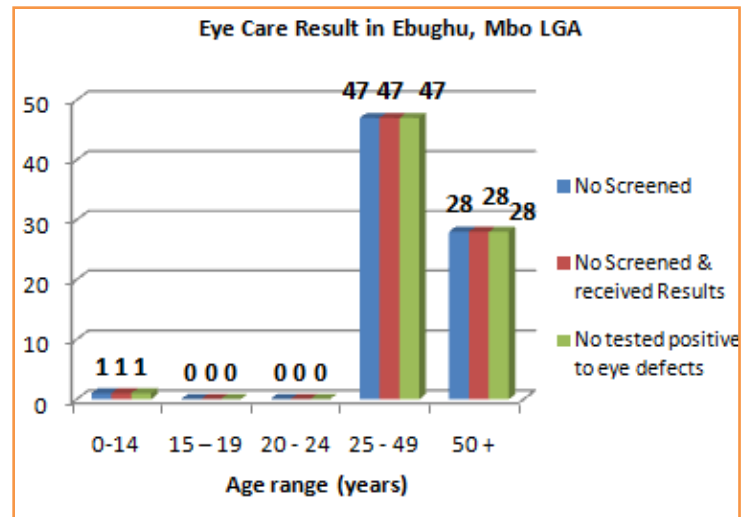


Eye care at Ebughu, Mbo LGA on Monday, January 07, 2019



## 1.2 Eye Care Services at Ebughu, Mbo LGA

EYE SCREENING RESULTS ACROSS AT EBUGHU, MBO LGA				
Age range	No Screened for eye defects	No Screened and received Results for eye defects	No tested positive to eye defects	No who received eye glasses
0-14	1	1	1	Nil
15 – 19	Nil	Nil	Nil	Nil
20 - 24	Nil	Nil	Nil	Nil
25 - 49	47	47	47	38
50 +	28	28	28	20
<b>TOTAL</b>	<b>76</b>	<b>76</b>	<b>76</b>	<b>58</b>



## 2.0 DAY TWO – JANUARY 08, 2019: MEDICAL MISSION IN OTI-ORO, OKOBO LGA

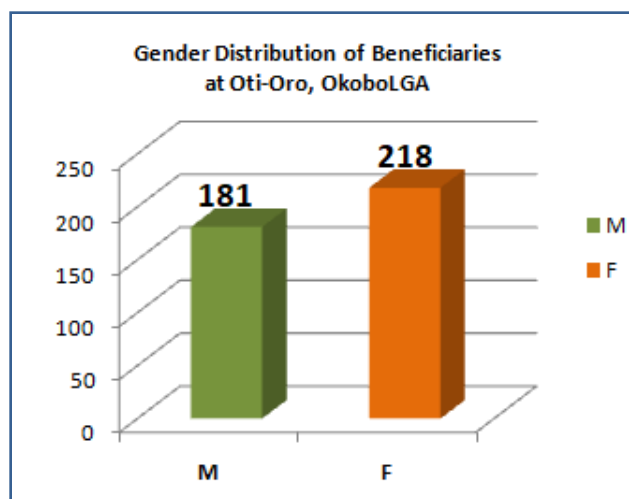


Mr. Victor Johnson, President of ODU USA, Inc. in discussion with Hon. Felicia Bassey of Akwa Ibom State House of Assembly during the Medical Outreach at Oti-Oro, Okobo LGA on Tuesday, January 08, 2019

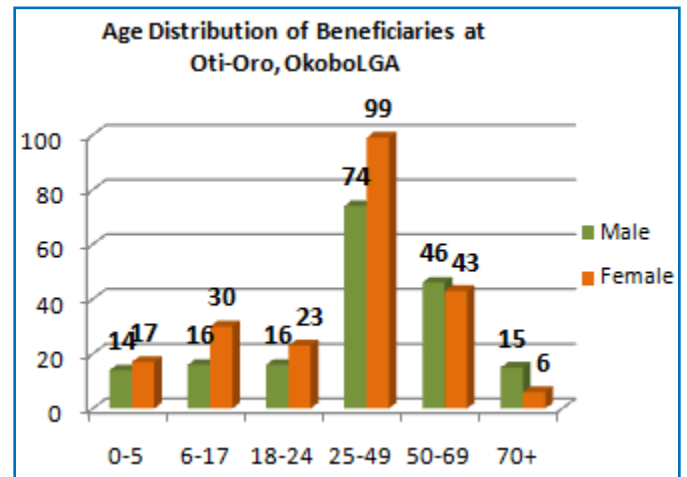
On Tuesday, January 08, 2019, three hundred and ninety-nine (399) persons comprised of one hundred and eighty one (181) males and two hundred and eighteen (218) females received free health services in Oti-Oro community, Okobo LGA. 127 persons also received eye care services.



Pharmacists attending to a beneficiary during the Medical Outreach at Oti-Oro, Okobo LGA on January 08, 2019

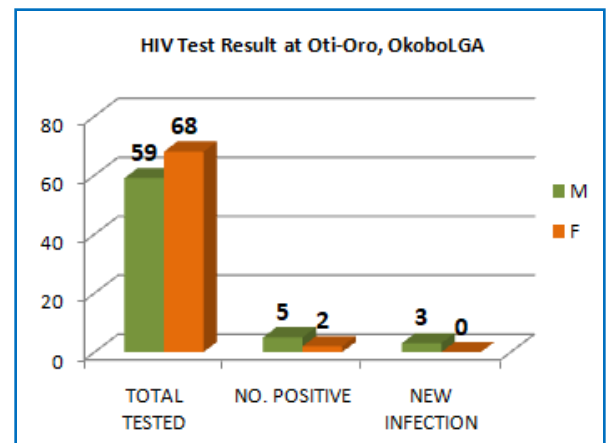


Age and Gender Distribution, Oti Oro, Okobo LGA					
Age Range	Males		Females		Total
	Figure	%	Figure	%	
0-5	14	4	17	4	31
6-17	16	4	30	8	46
18-24	16	4	23	6	39
25-49	74	19	99	25	173
50-69	46	12	43	11	89
70+	15	4	6	2	21
<b>Totals</b>	<b>181</b>	<b>45</b>	<b>218</b>	<b>55</b>	<b>399</b>



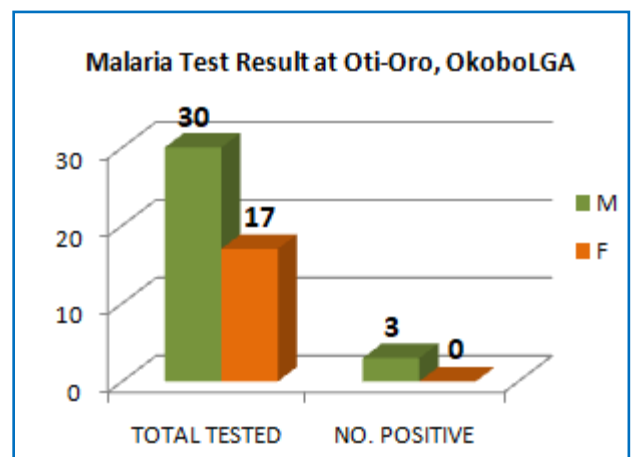
## 2.1 Diagnostic Services in Oti-Oro, Okobo LGA

On HIV Testing Services, 127 persons (59 males, 68 females) were provided with this services out of which 7 persons (5 males and 2 females) tested positive and were referred to Oti-Oro Health Post for follow up and treatment. There were 3 new infections (males) among those who tested positive to HIV. 47 community members (30 males, 17 females) received malaria test and 3 males reacted positively to the test. 34 persons (24 males, 10 females) received blood sugar test of which 11 persons (8 males, 3 females) showed high blood sugar level. Data on the various diagnostic services are represented in tables and charts below.



### HIV Testing Services (HTS)

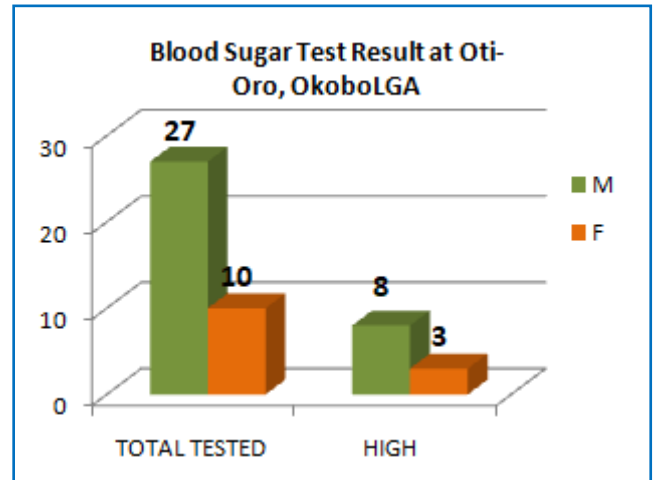
RESULT FOR HIV TESTING SERVICE (HTS), OTI-ORO							
Day/Date	Age (years)	Positive			Negative		
		M	F	Total	M	F	Total
Day Two 08/01/2019	0-5	1	0	1	2	1	3
	6-17	0	0	0	2	11	13
	18-24	2	0	2	12	16	28
	25-49	2	2	4	36	33	69
	50-69	0	0	0	2	4	6
	70+	0	0	0	0	1	1
	<b>Total</b>	<b>5</b>	<b>2</b>	<b>7</b>	<b>54</b>	<b>66</b>	<b>120</b>



Distribution of HIV Positive Cases @ Oti-oro						
Male			Females			Total
On drugs	On drugs but defaulted	New Infection	On drugs	On drugs but defaulted	New Infection	
1	0	0	0	0	0	1
0	0	0	0	0	0	0
0	0	2	0	0	0	2
1	0	1	2	0	0	4
0	0	0	0	0	0	0
0	0	0	0	0	0	0
2	0	3	2	0	0	7

Malaria test at Oti-Oro, Okobo LGA

MALARIA RESULT @OTI-ORO, OKOBO LGA							
Day/Date	Age (years)	Positive			Negative		
		M	F	Total	M	F	Total
Day Two 8/01/2019	0-5	1	0	1	3	2	5
	6-17	1	0	1	3	2	5
	18-24	0	0	0	5	3	8
	25-49	1	0	1	13	9	22
	50-69	0	0	0	3	1	4
	70+	0	0	0	0	0	0
Totals		3	0	3	27	17	44



Blood Sugar Test at Oti-Oro, Okobo LGA

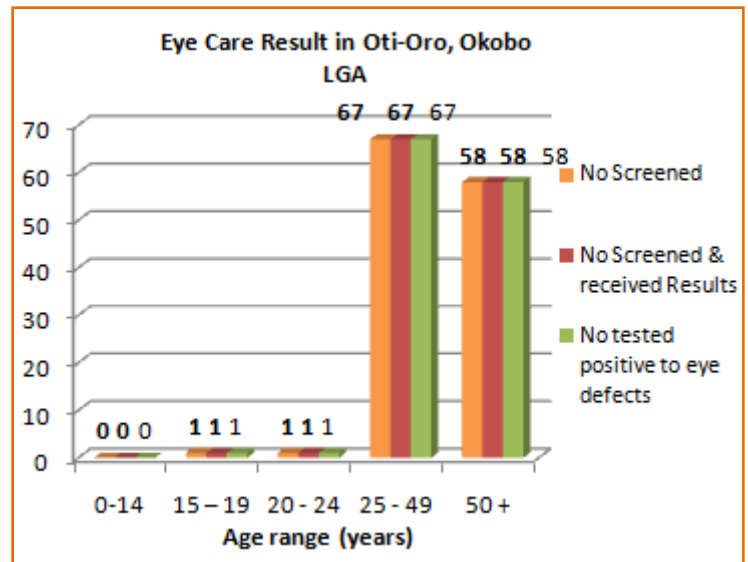
RANDOM BLOOD SUGAR TEST RESULT @ OTI-ORO, OKOBO LGA									
Age Range	Low			Normal			High		
	M	F	Total	M	F	Total	M	F	Total
0-5	0	0	0	0	0	0	0	0	0
6-17	0	0	0	0	0	0	0	0	0
18-24	0	0	0	0	0	0	0	0	0
25-49	0	0	0	6	2	8	4	1	5
50-69	0	1	1	2	0	2	4	2	6
70+	0	0	0	0	1	1	0	0	0
Total	0	1	1	8	3	11	8	3	11



A beneficiary undergoing a Malaria Test at Oti-Oro, Okobo LGA on Tuesday, January 08, 2019

2.2 Eye Care Services at Oti-Oro, Okobo LGA

EYE SCREENING RESULTS ACROSS AT Oti-Oro, Okobo LGA				
Age range	No Screened for eye defects	No Screened and received Results for eye defects	No tested positive to eye defects	No who received eye glasses
0-14	Nil	Nil	Nil	Nil
15 - 19	1	1	1	Nil
20 - 24	1	1	1	1
25 - 49	67	67	67	62
50 +	58	58	58	43
TOTAL	127	127	127	106



### 3.0 DAY THREE – JANUARY 09, 2019: MEDICAL MISSION IN EDIKOR, UDUNG UKO LGA

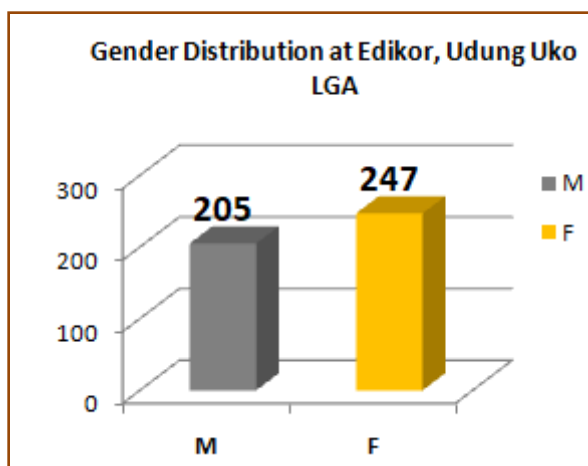


Nurses attending to beneficiaries in Edikor, Udung Uko LGA on Wednesday, January 09, 2019

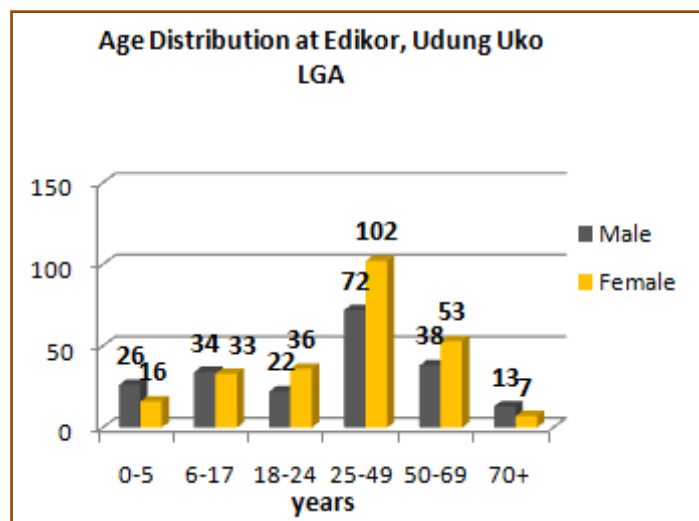
On Wednesday, January 09, 2019, four hundred and fifty-two (452) persons comprised of two hundred and five (205) males and two hundred and forty-seven (247) females received free health services in Edikor community, udun Uko LGA. 110 persons also received eye acre services.



Dr. Emmanuel Ibiezugbe attending to a beneficiary at Edikor, Udung Uko LGA



DAY THREE (09/01/2019) Age and Gender Distribution of Beneficiaries who were registered at Edikor, Udung Uko LGA					
Age Range	Males		Females		Totals
	Figure	%	Figure	%	
0-5	26	6	16	4	42
6-17	34	8	33	7	67
18-24	22	5	36	8	58
25-49	72	16	102	23	174
50-69	38	8	53	12	91
70+	13	3	7	2	20
<b>Totals</b>	<b>205</b>	<b>45%</b>	<b>247</b>	<b>55%</b>	<b>452</b>



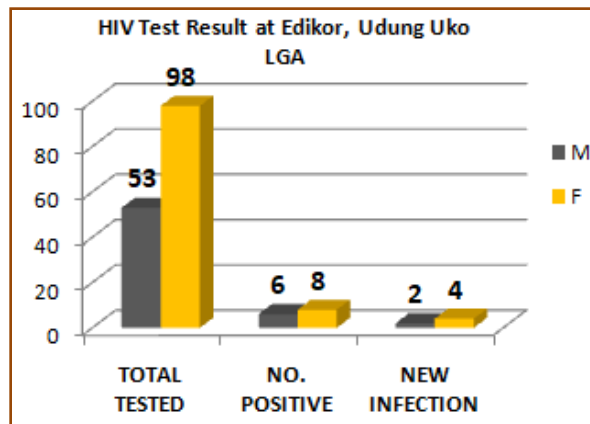
#### 3.1 Diagnostic Services in Edikor, Udung Uko LGA

On HIV Testing Services, 151 persons (53 males, 98 females) were provided with this services out of which 14 persons (6 males and 8 females) tested positive and were referred to Edikor Primary Health Centre for follow up and treatment. There were 6 new infections (2 males, 4 females) among those who tested positive to HIV. 15 community members (6 males, 9 females) received malaria test and 5 persons (3 males, 2 females) reacted positively to the test. 14 persons (3 males, 11 females) received blood sugar


test of which 11 persons (8 males, 3 females) showed high blood sugar level. On Tuberculosis (TB) screening, 204 persons (72 males, 132 females) received this service out of which 13 persons (5 males, 8 females) indicated Presumptive TB. Data on the various diagnostic services are represented in tables and charts below.

### HIV Testing Services (HTS)

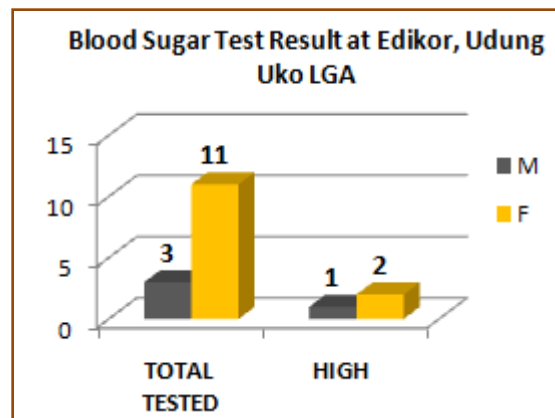
RESULT FOR HIV TESTING SERVICE (HTS) @EDIKOR							
Day/Date	Age (years)	Positive			Negative		
		M	F	Total	M	F	Total
Day Three 09/01/2019	0-5	0	0	0	0	1	1
	6-17	0	0	0	2	3	5
	18-24	1	2	3	16	31	47
	25-49	4	6	10	24	47	71
	50-69	1	0	1	5	5	10
	70+	0	0	0	0	3	3
Totals		6	8	14	47	90	137



Distribution of HIV Positive Cases @ Edikor							
Age Range	Male			Females			Total
	On drugs	On drugs but defaulted	New Infection	On drugs	On drugs but defaulted	New Infection	
0-5	0	0	0	0	0	0	0
6-17	0	0	0	0	0	0	0
18-24	1	0	0	0	0	2	3
25-49	2	0	2	3	1	2	10
50-69	0	0	0	0	0	0	0
70+	0	0	0	0	0	0	0
<b>Total</b>	<b>3</b>	<b>0</b>	<b>2</b>	<b>3</b>	<b>1</b>	<b>4</b>	<b>13</b>



MALARIA RESULT @ EDIKOR, UDUNG UKO LGA							
Day/Date	Age (years)	Positive			Negative		
		M	F	Total	M	F	Total
Day Three 9/01/2019	0-5	0	0	0	2	1	3
	6-17	3	2	5	1	4	5
	18-24	0	0	0	0	1	1
	25-49	0	0	0	0	0	0
	50-69	0	0	0	0	1	1
	70+	0	0	0	0	0	0
Totals		3	2	5	3	7	10



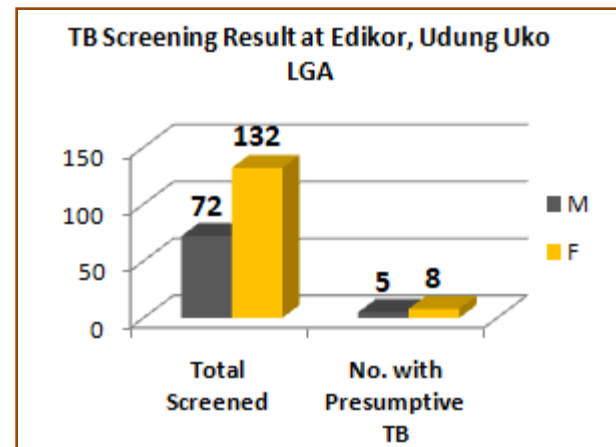
BLOOD SUGAR TEST RESULT @ EDIKOR, UDUNG UKO LGA									
Age Range	Low			Normal			High		
	M	F	Total	M	F	Total	M	F	Total
0-5	0	0	0	0	0	0	0	0	0
6-17	0	0	0	0	0	0	0	0	0
18-24	0	0	0	0	1	1	0	0	0
25-49	0	0	0	1	3	4	0	0	0
50-69	0	0	0	0	3	3	1	1	2
70+	0	0	0	0	0	0	0	1	1
<b>Total</b>	<b>0</b>	<b>0</b>	<b>0</b>	<b>1</b>	<b>7</b>	<b>8</b>	<b>1</b>	<b>2</b>	<b>3</b>



A beneficiary receiving medications at the Free Medical Outreach in Edikor, Udung Uko LGA on Jan. 9, 2019

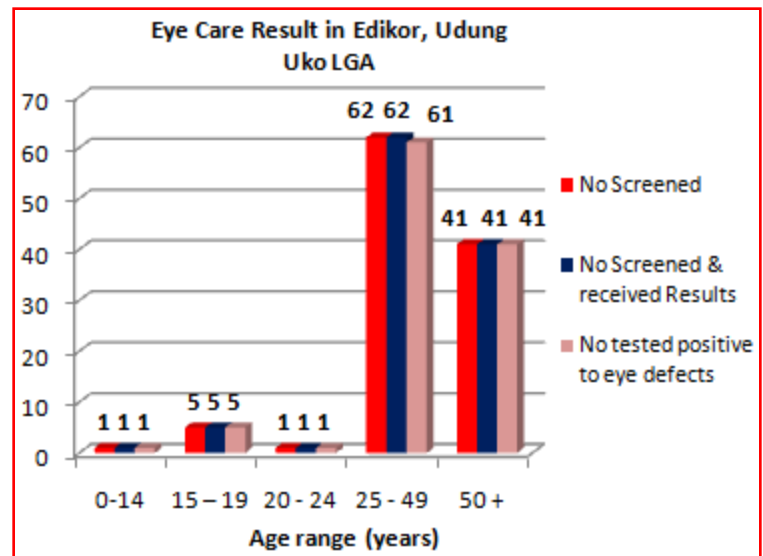


RESULT FOR PRESUMPTIVE TB SCREENING @ EDIKOR, UDUNG UKO LGA							
Day/Date	Age (years)	PTB			Screened		
		M	F	Total	M	F	Total
Day Three 9/01/2019	0-4	0	0	0	0	1	1
	5-14	0	2	2	0	6	6
	15+	5	6	11	72	125	197
	Totals	5	8	13	72	132	204



### 3.2 Eye Care Services in Edikor, Udung Uko LGA

EYE SCREENING RESULTS ACROSS AT EDIKOR, UDUNG UKO LGA				
Age range	No Screened for eye defects	No Screened and received Results for eye defects	No tested positive to eye defects	No who received eye glasses
0-14	1	1	1	Nil
15 - 19	5	5	5	Nil
20 - 24	1	1	1	Nil
25 - 49	62	62	61	44
50 +	41	41	41	29
<b>TOTAL</b>	<b>110</b>	<b>110</b>	<b>109</b>	<b>73</b>

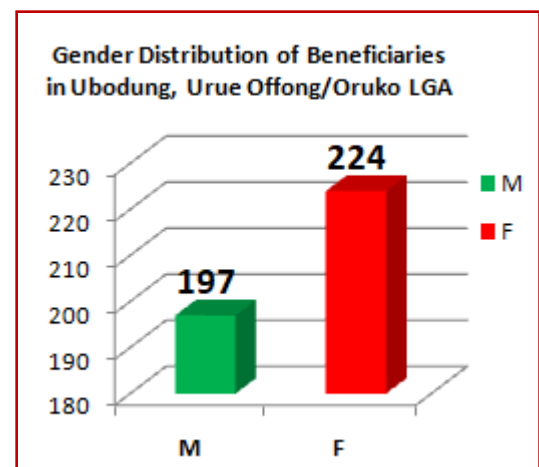


### 4.0 DAY FOUR – JANUARY 10, 2019: MEDICAL MISSION IN UBODUNG, URUE OFFONG/ORUKO LGA



Solemn Assembly and Health Talk at Ubodung, Urué Offong/Oruko LGA on Thursday, January 10, 2019

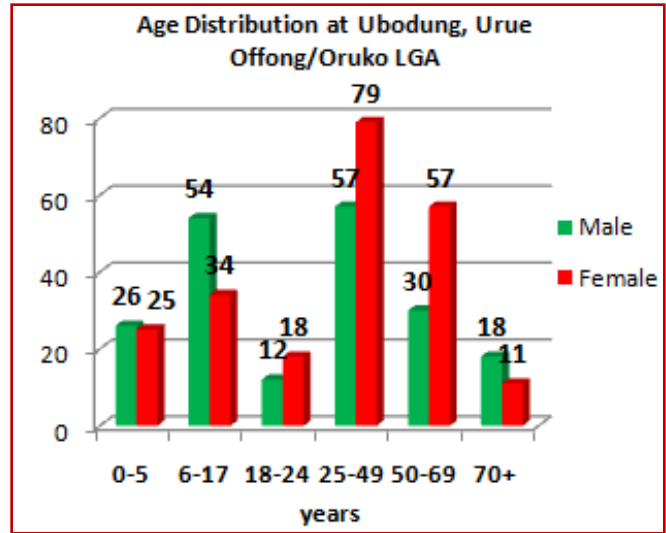
On Thursday, January 10, 2019, four hundred and twenty-one (421) persons comprised of one hundred and ninety-seven (197) males and two hundred and twenty-four (224) females received free health services in Ubodung community, Urué Offong/Oruko LGA. 161 persons received eye care services.







Dr. Ini Uko, Medical Outreach Committee Chairman of ODU USA, Inc. attending to a beneficiary during the Outreach at Ubodung, Urue Offong/Oruko LGA



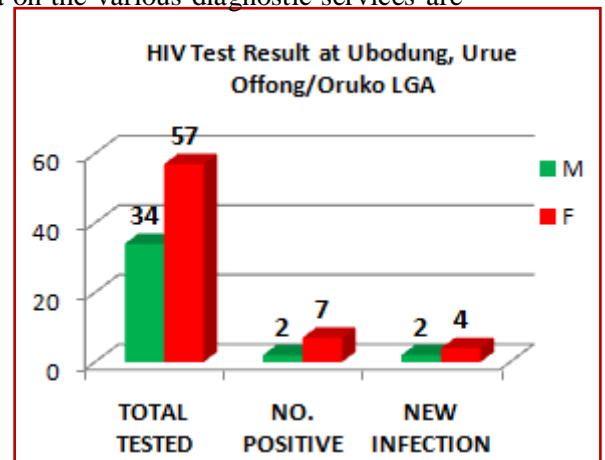
DAY FOUR (10/01/2019)					
Age and Gender Distribution of Beneficiaries who were registered at Ubodung, Urueoffong/Oruko LGA					
Age Range	Males		Females		Totals
	Figure	%	Figure	%	
0-5	26	6	25	6	51
6-17	54	13	34	8	88
18-24	12	3	18	4	30
25-49	57	14	79	19	136
50-69	30	7	57	14	87
70+	18	4	11	3	29
<b>Totals</b>	<b>197</b>	<b>47</b>	<b>224</b>	<b>53</b>	<b>421</b>

#### 4.1 Diagnostic Services in Ubodung, Urue Offong/Oruko LGA


On HIV Testing Services, 91 persons (34 males, 57 females) were provided with this services out of which 9 persons (2 males and 7 females) tested positive and were referred to Oruko PHC for follow up and treatment. There were 6 new infections (2 males, 4 females) among those who tested positive to HIV. 28 community members (15 males, 13 females) received malaria test and 13 persons (8 males, 5 females) reacted positively to the test. 21 persons (12 males, 9 females) received blood sugar test of which 6 persons (4 males, 2 females) showed high blood sugar level. Data on the various diagnostic services are represented in tables and charts below.

##### HIV Testing Services (HTS)

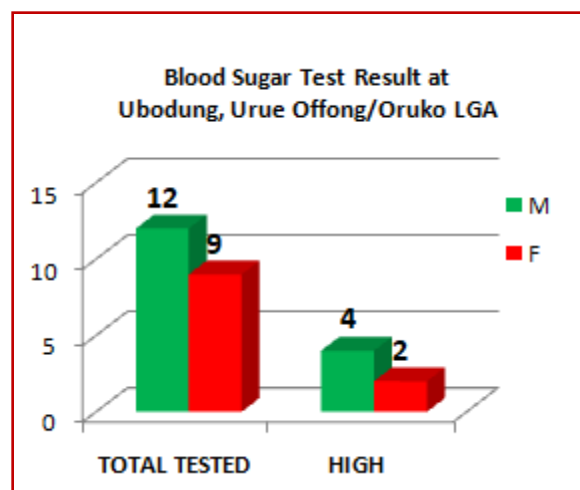
RESULT FOR HIV TESTING SERVICE (HTS), UBODUNG							
Day/Date	Age (years)	Positive			Negative		
		M	F	Total	M	F	Total
Day Four 10/01/2019	0-5	0	0	0	0	0	0
	6-17	0	0	0	3	5	8
	18-24	0	0	0	11	11	22
	25-49	1	6	7	18	29	47
	50-69	0	1	1	0	5	5
	70+	1	0	1	0	0	0
	<b>Totals</b>	<b>2</b>	<b>7</b>	<b>9</b>	<b>32</b>	<b>50</b>	<b>82</b>



Distribution of HIV Positive Cases @ Ubodung, Urue Offong/Oruko LGA							
Age Range	Male			Females			Total
	On drugs	On drugs but defaulted	New Infection	On drugs	On drugs but defaulted	New Infection	
0-5	0	0	0	0	0	0	0
6-17	0	0	0	0	0	0	0
18-24	0	0	0	0	0	0	0
25-49	0	0	1	2	0	4	7
50-69	0	0	0	1	0	0	1
70+	0	0	1	0	0	0	1
<b>Total</b>	<b>0</b>	<b>0</b>	<b>2</b>	<b>3</b>	<b>0</b>	<b>4</b>	<b>9</b>



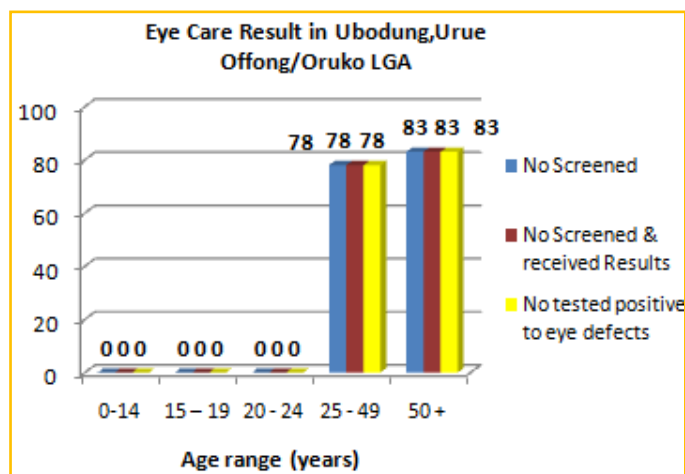
MALARIA RESULT @ UBODUNG, URUE OFFONG/ORUKO LGA							
Day/Date	Age (years)	Positive			Negative		
		M	F	Total	M	F	Total
Day Four 10/01/2019	0-5	2	2	4	0	2	2
	6-17	6	3	9	4	4	8
	18-24	0	0	0	0	0	0
	25-49	0	0	0	1	0	1
	50-69	0	0	0	0	1	1
	70+	0	0	0	2	1	3
	<b>Totals</b>	<b>8</b>	<b>5</b>	<b>13</b>	<b>7</b>	<b>8</b>	<b>15</b>



RANDOM BLOOD SUGAR TEST RESULT @ UBODUNG, URUE OFFONG/ORUKO LGA									
Age Range	Low			Normal			High		
	M	F	Total	M	F	Total	M	F	Total
0-5	0	0	0	0	0	0	0	0	0
6-17	0	0	0	0	0	0	0	0	0
18-24	0	0	0	0	0	0	0	0	0
25-49	0	0	0	0	3	3	2	0	2
50-69	0	0	0	1	2	3	1	1	2
70+	0	0	0	3	0	3	1	1	2
<b>Total</b>	<b>0</b>	<b>0</b>	<b>0</b>	<b>4</b>	<b>5</b>	<b>9</b>	<b>4</b>	<b>2</b>	<b>6</b>

#### 4.2 Eye Care Services in Ubodung, Urue Offong/Oruko LGA

EYE SCREENING RESULTS ACROSS AT UBODUNG, URUE OFFONG/ORUKO LGA				
Age range	No Screened for eye defects	No Screened and received Results for eye defects	No tested positive to eye defects	No who received eye glasses
0-14	Nil	Nil	Nil	Nil
15 – 19	Nil	Nil	Nil	Nil
20 - 24	Nil	Nil	Nil	Nil
25 - 49	78	78	78	76
50 +	83	83	83	73
<b>TOTAL</b>	<b>161</b>	<b>161</b>	<b>161</b>	<b>149</b>



## 5.0 DAY FIVE – JANUARY 11, 2019: MEDICAL MISSION IN UYA-ORO, ORON LGA

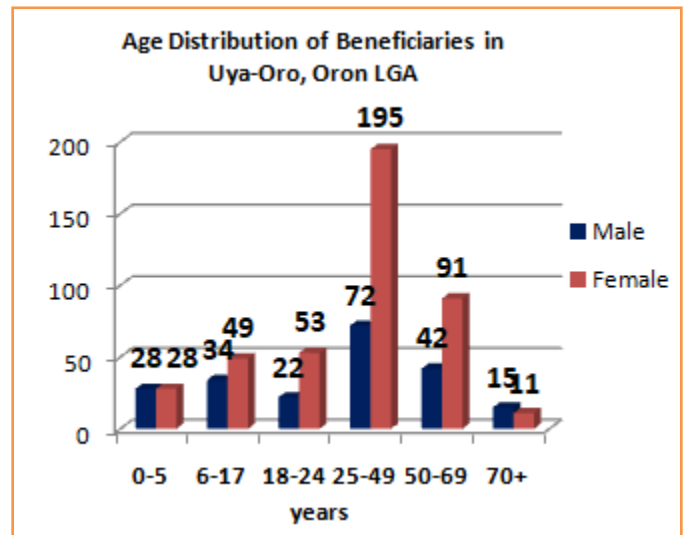
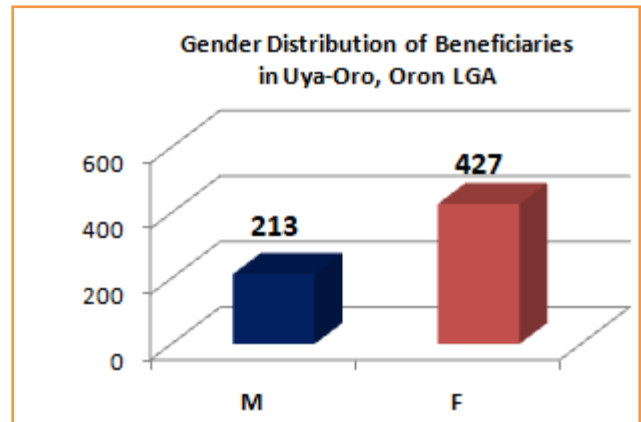


Registration of community members during the Medical Outreach at Uya-Oro, Oron LGA on Friday, January 11, 2019

On Friday, January 11, 2019, six hundred and forty (640) persons comprised of two hundred and thirteen (213) males and four hundred and twenty-seven (427) females received free health services in Uya-Oro community, Oron LGA. 232 persons received eye care services.



Nurses attending to Medical Outreach beneficiaries during the Outreach at Uya-Oro, Oron LGA



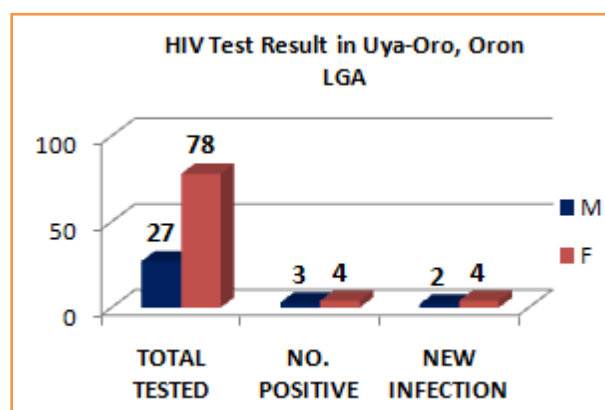
DAY FIVE (11/01/2019)					
Age and Gender Distribution of Beneficiaries who were registered at Uya Oro, Oron LGA					
Age Range	Male		Female		Total
	Figure	%	Figure	%	
0-5	28	4	28	4	56
6-17	34	5	49	8	83
18-24	22	3	53	8	75
25-49	72	11	195	30	267
50-69	42	7	91	14	133
70+	15	2	11	2	26
<b>Total</b>	<b>213</b>	<b>33%</b>	<b>427</b>	<b>67%</b>	<b>640</b>

## 5.1 Diagnostic Services in Uya-Oro, Oron LGA

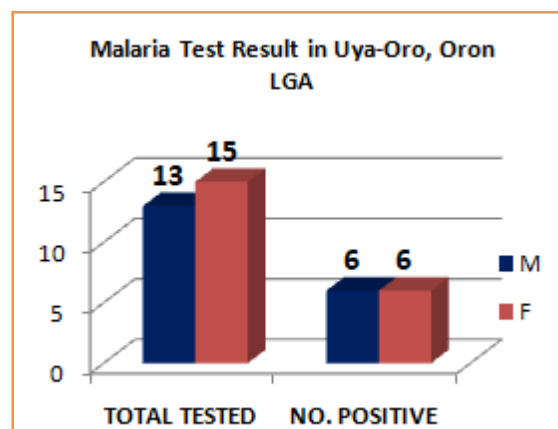
On HIV Testing Services, 105 persons (27 males, 78 females) were provided with this services out of which 7 persons (3male and 4 females) tested positive and were referred to Iquita General Hospital for follow up and treatment. There were 6 new infections (2 males, 4 females) among those who tested positive to HIV. 28 community members (13 males, 15 females) received malaria test and 12 persons (6 males, 6 females) reacted positively to the test. 24 persons (11 males, 13 females) received blood sugar test of which 4 persons (2 males, 2 females) showed high blood sugar level. On Tuberculosis (TB) screening, 244 persons (92 males, 152 females) received this service out of which 19 persons (5 males, 14 females) indicated Presumptive TB. Data on the various diagnostic services are represented in tables and charts below.

### HIV Testing Services (HTS)

RESULT FOR HIV TESTING SERVICE (HTS) @ UYA-ORO, ORON LGA							
Day/Date	Age (years)	Positive			Negative		
		M	F	Total	M	F	Total
Day Five 11/01/2019	0-5	0	0	0	0	0	0
	6-17	0	0	0	1	3	4
	18-24	1	0	1	6	17	23
	25-49	0	3	3	14	44	58
	50-69	0	0	0	1	9	10
	70+	0	0	0	2	1	3
	Totals	3	4	7	24	74	98



Distribution of HIV Positive Cases @ Uya Oro							
Age Range	Male			Females			Total
	On drugs	On drugs but defaulted	New Infection	On drugs	On drugs but defaulted	New Infection	
0-5	0	0	0	0	0	0	0
6-17	0	0	0	0	0	0	0
18-24	0	0	1	0	0	0	1
25-49	0	0	0	1	0	2	3
50-69	0	0	0	0	0	0	0
70+	0	0	1	1	0	2	4
<b>Total</b>	<b>0</b>	<b>0</b>	<b>2</b>	<b>2</b>	<b>0</b>	<b>4</b>	<b>8</b>

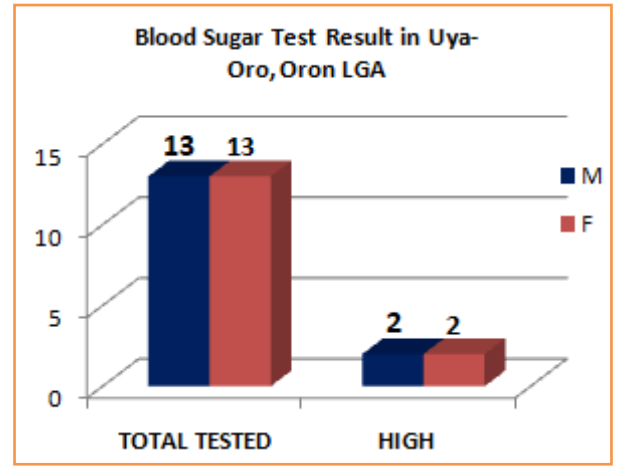


MALARIA RESULT @ UYA-ORO, ORON LGA							
Day/Date	Age (years)	Positive			Negative		
		M	F	Total	M	F	Total
Day Five 11/01/2019	0-5	3	6	9	5	4	9
	6-17	3	0	3	2	4	6
	18-24	0	0	0	0	0	0
	25-49	0	0	0	0	1	1
	50-69	0	0	0	0	0	0
	70+	0	0	0	0	0	0
	Totals	6	6	12	7	9	16

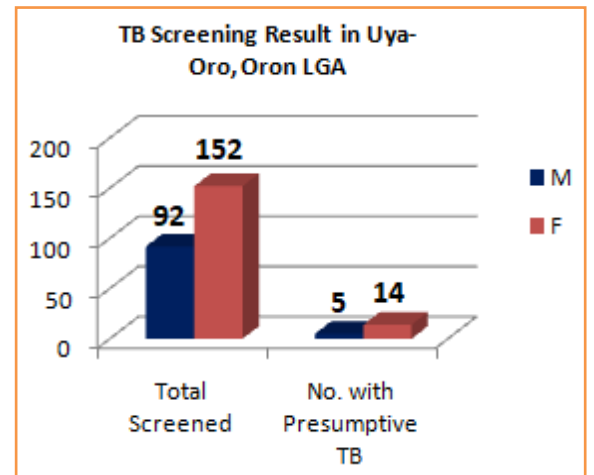


Dr. Ini Uko and Dr. Emmanuel Ibiezugbe attending to a beneficiary of the Medical Outreach at Uya Oro, Oron LGA

RANDOM BLOOD SUGAR TEST RESULT @ UYA-ORO, ORON LGA									
Age Range	Low			Normal			High		
	M	F	Total	M	F	Total	M	F	Total
0-5	0	0	0	0	0	0	0	0	0
6-17	0	0	0	0	0	0	0	0	0
18-24	0	0	0	0	0	0	0	0	0
25-49	0	0	0	2	5	7	1	2	3
50-69	0	0	0	3	4	7	1	0	1
70+	0	0	0	2	0	2	0	0	0
<b>Total</b>	<b>0</b>	<b>0</b>	<b>0</b>	<b>7</b>	<b>9</b>	<b>16</b>	<b>2</b>	<b>2</b>	<b>4</b>

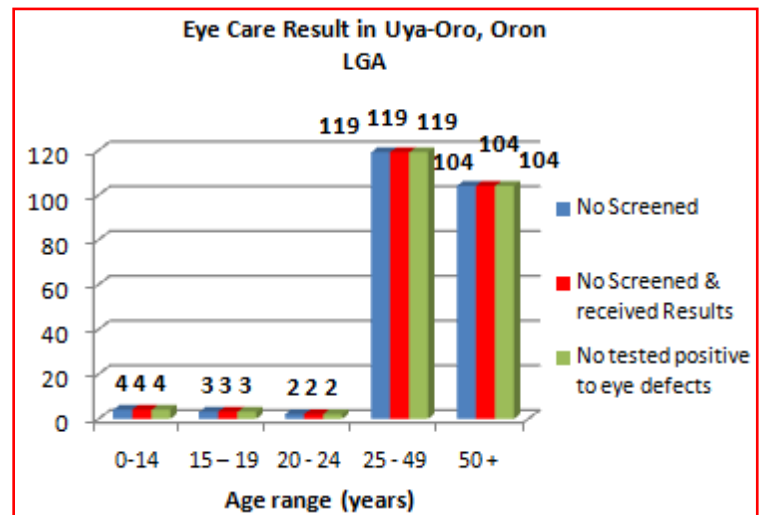


RESULT FOR PRESUMPTIVE TB SCREENING @ UYA-ORO, ORON LGA							
Day/Date	Age (years)	PTB			Screened		
		M	F	Total	M	F	Total
Day Five 11/01/2019	0-4	0	0	0	0	2	2
	5-14	1	2	3	12	30	42
	15+	4	12	16	80	120	200
	<b>Totals</b>	<b>5</b>	<b>14</b>	<b>19</b>	<b>92</b>	<b>152</b>	<b>244</b>



## 5.2 Eye Care Services in Uya- Oro, Oron LGA

EYE SCREENING RESULTS ACROSS AT UYA- ORO, ORON LGA				
Age range	No Screened for eye defects	No Screened and received Results for eye defects	No tested positive to eye defects	No who received eye glasses
0-14	4	4	4	Nil
15 – 19	3	3	3	Nil
20 - 24	2	2	2	Nil
25 - 49	119	119	119	110
50 +	104	104	104	93
<b>TOTAL</b>	<b>232</b>	<b>232</b>	<b>232</b>	<b>203</b>



## 6.0 OVERVIEW OF DATA

### Number of Beneficiaries across the Five Locations

Overview of Age and Gender Distribution of Beneficiaries who were registered across the five LGAs														
Days & Dates	Locations	Age Range												Totals
		0-5		6-17		18-24		25-49		50-69		70+		
		M	F	M	F	M	F	M	F	M	F	M	F	
Day1/ 7/01/2019	Ebughu	24	20	44	38	12	29	71	126	18	62	13	10	<b>467</b>
Day2 / 08/01/2019	Oti-Oro, Okobo LGA	14	17	16	30	16	23	74	99	46	43	15	6	<b>399</b>
Day 3 09/01/2019	Edikor, Udung Uko LGA	26	16	34	33	22	36	72	102	38	53	13	7	<b>452</b>
Day4 10/01/2019	Ubodung	26	25	54	34	12	18	57	79	30	57	18	11	<b>421</b>
Day5 11/01/2019	Uya Oro, Oron LGA	28	28	34	49	22	53	72	195	42	91	15	11	<b>640</b>
<b>Totals</b>		<b>118</b>	<b>106</b>	<b>182</b>	<b>184</b>	<b>84</b>	<b>159</b>	<b>346</b>	<b>601</b>	<b>174</b>	<b>306</b>	<b>74</b>	<b>45</b>	<b>2379</b>

### Eye Screening Results across the Five Locations

EYE SCREENING RESULTS ACROSS THE FIVE LGAs OF AKWA IBOM STATE					
Day/Dates	Location	No Screened for eye defects	No Screened and received Results for eye defects	No tested positive to eye defects	No who received eye glasses
Day One 07/01/2019	Ebughu, Mbo LGA	76	76	76	58
Day Two 08/01/2019	Oti-Oro, Okobo LGA	127	127	127	106
Day Three 09/01/2019	Edikor, Udung Uko LGA	110	110	109	73
Day Four 10/01/2019	Ubodung, Urue Offong/Oruko LGA	161	161	161	149
Day Five 11/01/2019	Uya-Oro, Oron LGA	232	232	232	203



## Morbidity Distribution

Morbidity Distribution Across Five LGAs of Oro Nation, Akwa Ibom

Location & Date	Febrile illness	Arthritis	Respiratory System Disorder	Gastro-intestinal disorder	STI	HIV	Hypertension	Diabetes mellitus	Visual Disorder	Skin Disorder	Gynas-cological	Non Specific Disorder	Total
<b>Ebughu - MBO</b>	89 (13.7%)	98 (15.1%)	107 (16.5%)	48 (7.4%)	10 (1.5%)	19 (2.9)	33 (5.1%)	7 (1.0%)	101 (15.6%)	38 (5.9%)	25 (3.9%)	74 (11.4%)	<b>649</b>
<b>Edikor - Udung Uko</b>	48 (6.8%)	126 (17.9%)	129 (18.3%)	43 (6.1%)	9 (1.3%)	12 (1.7%)	41 (5.8%)	3 (0.5%)	148 (21.1%)	36 (5.1%)	25 (3.6%)	83 (11.8%)	<b>703</b>
<b>Ubodung - Urue Offong/Oruko</b>	35 (5.5%)	140 (22.0%)	143 (22.5%)	36 (5.7%)	8 (1.3%)	8 (1.3%)	26 (4.1%)	11 (1.7%)	117 (18.4%)	34 (5.4%)	14 (2.2%)	63 (9.9%)	<b>635</b>
<b>Oti-Oron - Okobo</b>	37 (5.9%)	119 (18.8%)	104 (16.4%)	29 (4.6%)	2 (0.3%)	6 (0.9%)	65 (10.3%)	10 (1.6%)	158 (25%)	34 (5.4%)	13 (2.1%)	55 (8.7%)	<b>632</b>
<b>Uya-Oro - Oron</b>	24 (2.2%)	233 (21.3%)	192 (17.5%)	53 (4.8%)	12 (1.1%)	2 (0.2%)	81 (7.4%)	7 (0.6%)	281 (25.8%)	46 (4.2%)	23 (2.1%)	141 (12.9%)	<b>1095</b>
<b>Total</b>	<b>233</b>	<b>716</b>	<b>675</b>	<b>209</b>	<b>41</b>	<b>47</b>	<b>246</b>	<b>38</b>	<b>805</b>	<b>188</b>	<b>100</b>	<b>416</b>	<b>3714</b>

## 7.0 FINANCIAL REPORT

<b>MONIES RECEIVED</b>			
<b>S/N</b>	<b>Source</b>	<b>Amount (₦)</b>	
1.	ODU USA, Inc.	7,200,000	
2.	ARRDEC	1,486,400	
3.	Hon. Felicia Bassey, Dep. Speaker, Akwa Ibom State House of Assembly	200,000	
4.	Hon. Nse Bassey, Member, Federal House of Representatives	100,000	
	<b>TOTAL</b>	<b>8,986,400</b>	
<b>SUMMARY OF EXPENDITURE</b>			
<b>S/N</b>	<b>Budget Item</b>	<b>ODU USA Contribution (₦)</b>	<b>ARRDEC &amp; Other Contribution (₦)</b>
1.	Medication and Medical consumables	6,202,900	301,000
2.	Glasses	350,000	-
3.	Stipends to Medical Doctors, Pharmacists & Optometrist	334,000	-
4.	Transportation of personnel & medication to and from all outreach venues	131,000	-
5.	Chairs, Canopies and Tables	182,100	-
6.	Stipends to other volunteers	-	461,000
7.	Transportation of Medication to Oron	-	150,000
8.	T-shirts & banners	-	195,000
9.	Refreshment at Outreach venues (snacks & drinks)	-	145,000
10.	Feeding at the end of each Outreach (food & water)	-	210,500
11.	Media, Video Coverage and Photographs	-	102,000
12.	Admin.	-	221,900
	<b>Sub Total</b>	<b>7,200,000</b>	<b>1,786,400</b>
	<b>Total</b>	<b>8,986,400</b>	

**NOTE:** Kindly find included as attachments to this report, the scanned receipts supporting the Financial Report.

## 8.0 CONCLUSION AND RECOMMENDATIONS

The 2019 ODU USA, Inc-sponsored Free Medical Mission to five LGAs of Akwa Ibom State was successfully implemented with the inclusion of Tuberculosis Screening into the Free healthcare Services..

The Free Medical Mission was rounded off with a volunteers' get-together during which the following recommendations were made:

- More than one Medical outreach should be implemented in a year
- TB screening and referrals during Medical outreach should be expanded
- Donation of other outreach items such as clothing should be incorporated into the Medical Outreach
- More partnership should be sought and formed in order to expand the reach and scope of the Medical Mission
- As many as 8 volunteers doctors and 6 volunteer Optometrist should be engaged in each Medical Mission
- Advocacy for cancer awareness, prevention and treatment should be incorporated into the Medical Outreach
- Special focus on Elimination of Mother-to-Child Transmission of HIV (eMTCT) should be integrated into the Medical Outreach owing to the fact that Nigeria has the highest number of babies infected with HIV in the world (NACA) and Akwa Ibom State has the highest HIV prevalence rate in Nigeria (2018 NAIIS).